



FIRST NATIONAL
Battery™
WORLD CLASS BATTERY MANUFACTURER

MAINTENANCE FREE RAILWAY BATTERIES

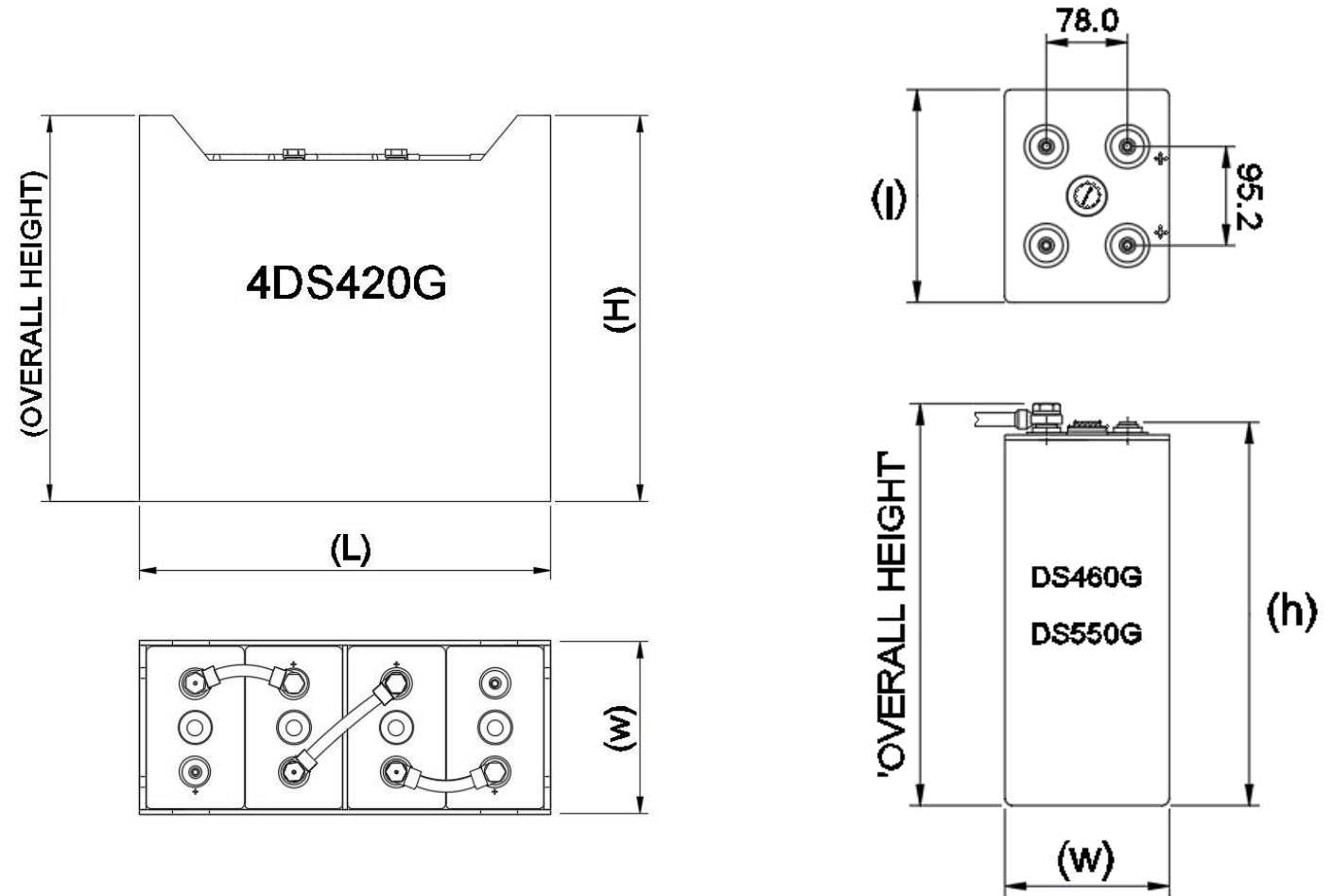


Battery Specifications

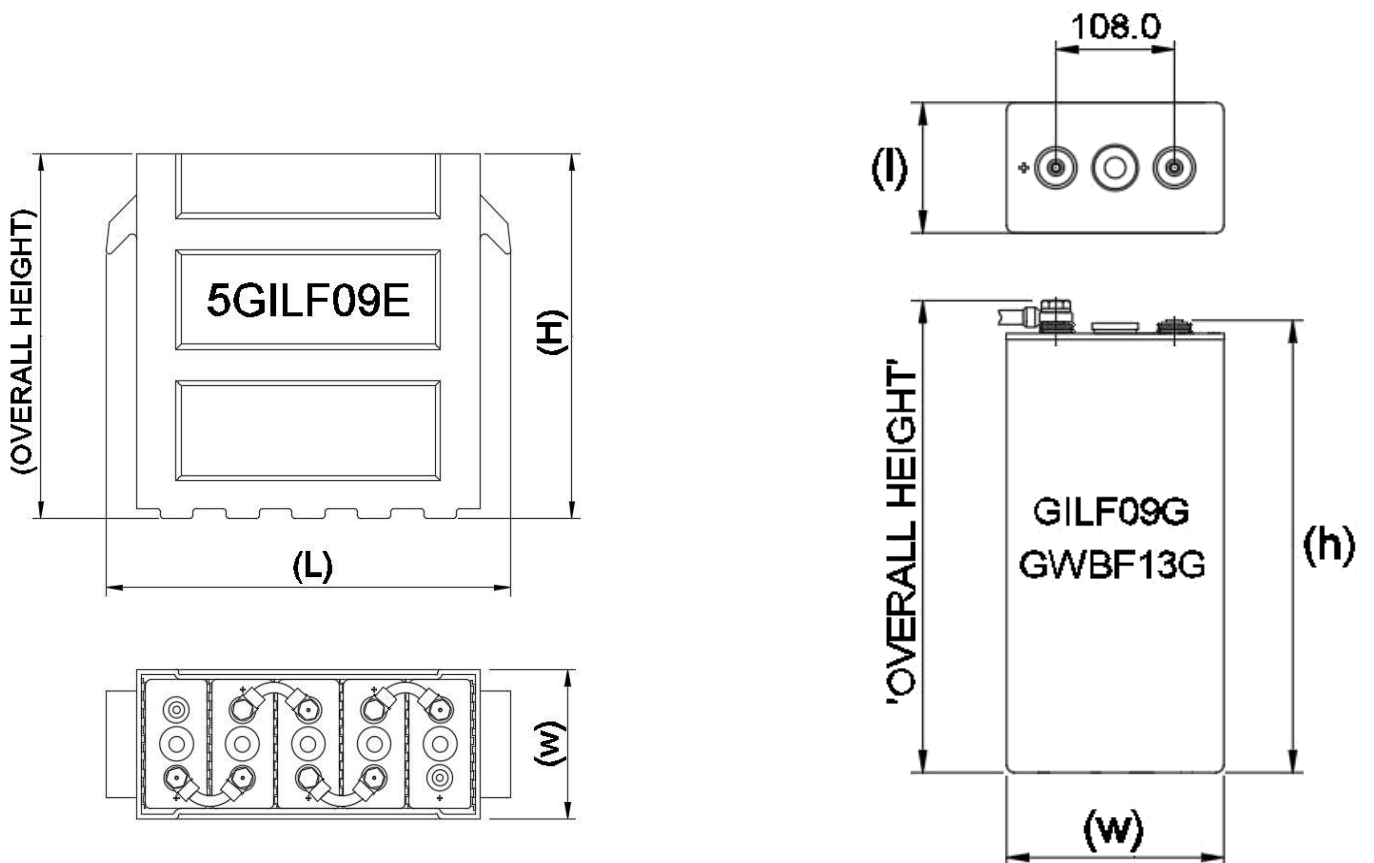
Type	Voltage	Starting Current (A) *	Capacity @ 30°C (Ah)					Wet Wt. (kg) ± 5%	External dimensions of Battery Tray or Cell			Overall Height of Block (mm)
			10 hour	8 hour	5 hour	3 hour	1 hour		Length (mm) "L"	Width (mm) "W"	Height (mm) "H"	
Diesel Starting Batteries												
4DS 420 G	8	854	-	430	415	395	350	125	730	180	450	410
4DS 460 G	8	1194	-	482	460	-	-	170	940	67	415	465
16DS 550 G	32	1302	-	546	520	-	-	695	1955	355	438	490
Diesel Starting Cells												
GWBF 13 G	2	854	-	430	415	395	350	-	119	198	414	432
DS 460 G	2	1194	-	482	460	-	-	34	205	158	370	388
DS 550 G	2	1302	-	546	520	-	-	38	205	158	370	388
Electric Railway Batteries												
5GILF 09E	10	-	195	-	184	-	156	75	480	180	445	445
Electric Railway Cells												
GILF 09 G	2	-	195	-	184	-	156	14	78	158	414	432



Diesel Starting



Electric Railway



**Corner Liverpool & Bristol Roads,
Benoni South, 1502
P.O. Box 5015 Benoni South, 1502
South Africa
Telephone: +27 11 741 3600
Fax: +27 11 421 2642**



In the interests of continuing advancement we reserve the right to modify specifications without prior notice.
Copyright subsists in this work. Any unauthorised reproduction, adaption and copying of this document are acts of copyright infringements and entitles First National Battery to take action.

**For More Information Contact:
FIRST NATIONAL BATTERY
TOLL FREE: 0800 112600
www.battery.co.za**



SANS IEC 60254-1,2: 1997

**Standby Railway Maintenance Free:
November 2018**